

AGRICULTURAL ENHANCEMENT PROGRAM

ANNUAL REPORT FY 23

AGRICULTURAL ENHANCEMENT PROGRAM ANNUAL REPORT FY 2023

District Map & Contacts	1
AgEP Application Data	2-3
Practices Funded	4

Front Cover: Dylan Johnson, Conservation Specialist, New River Gorge

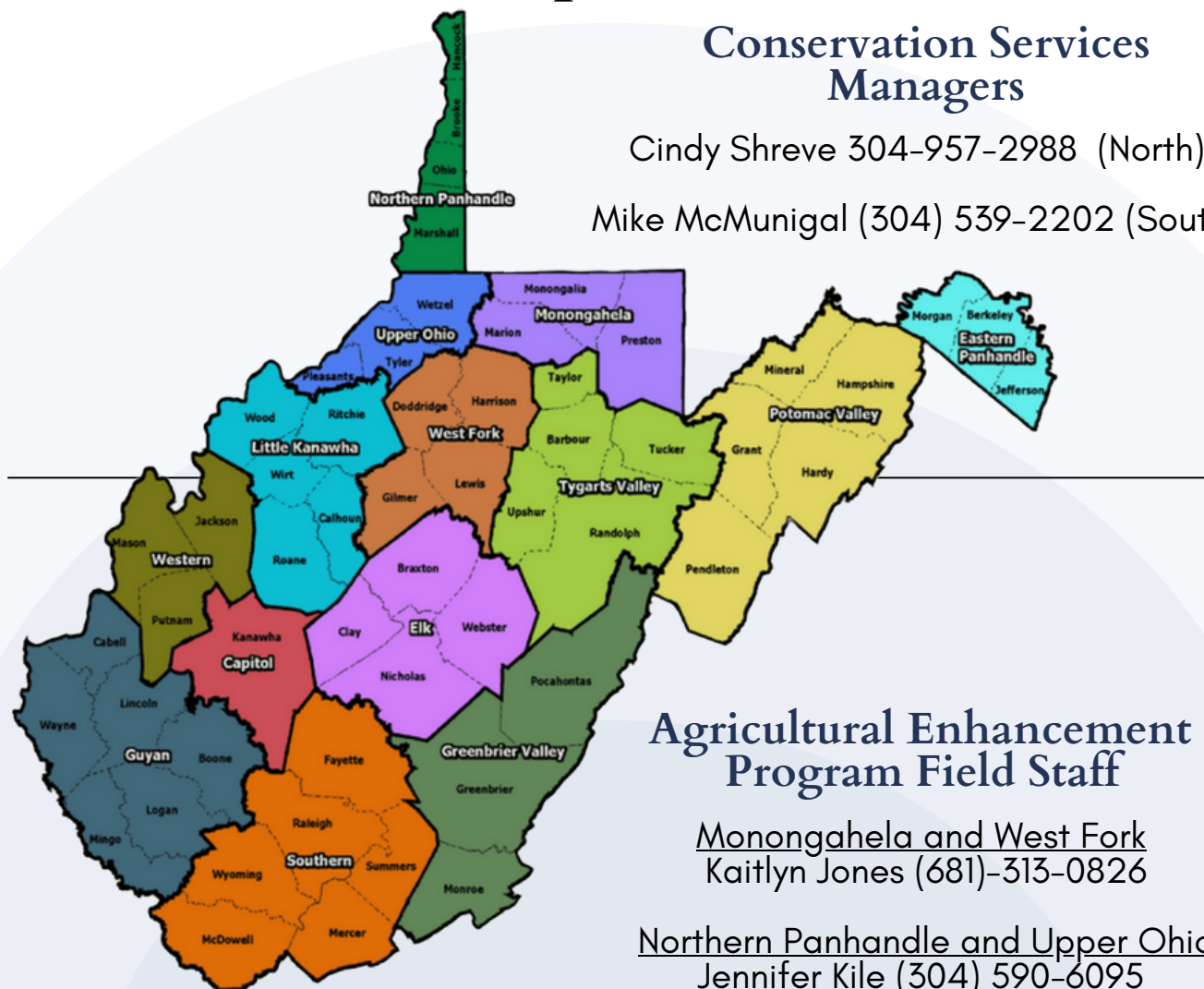
Back Cover: Russell Young, Conservation Specialist, HUAP

District Map and Contacts

Conservation Services Managers

Cindy Shreve 304-957-2988 (North)

Mike McMunigal (304) 539-2202 (South)



Agricultural Enhancement Program Field Staff

Monongahela and West Fork
Kaitlyn Jones (681)-313-0826

Northern Panhandle and Upper Ohio
Jennifer Kile (304) 590-6095

Capitol and Elk
Dylan Johnson (304) 807-5256

Little Kanawha
Mikayla Hayes (304) 541-5685

Eastern Panhandle
Erin Krieger and Amy Henry
(304) 263-4376

Greenbrier Valley
Barry Level (304) 645-6173

Guyan
Caitlin Black (304) 549-1739

Potomac Valley
Justin Cook and Ben Heavner
(304) 538-7581

Southern
Braden Snyder (304) 951-9168

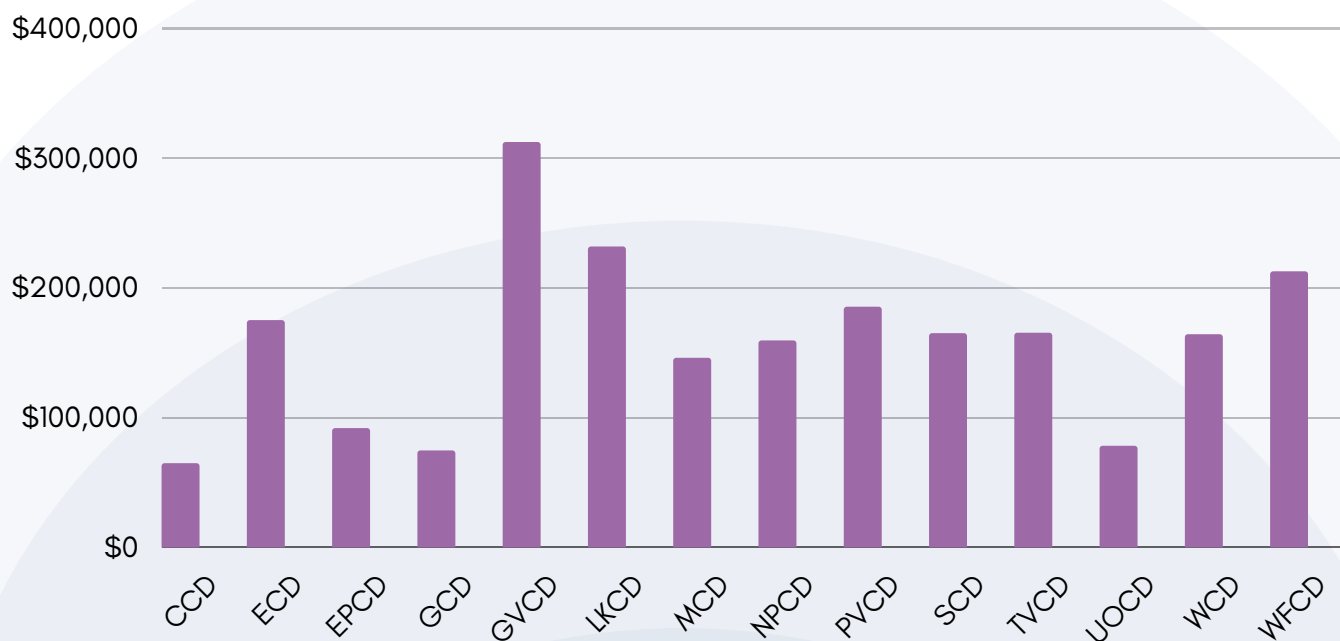
Tygarts Valley
Darian Carson (304) 993-6224

Western
Anthony Winters (304) 539-0663

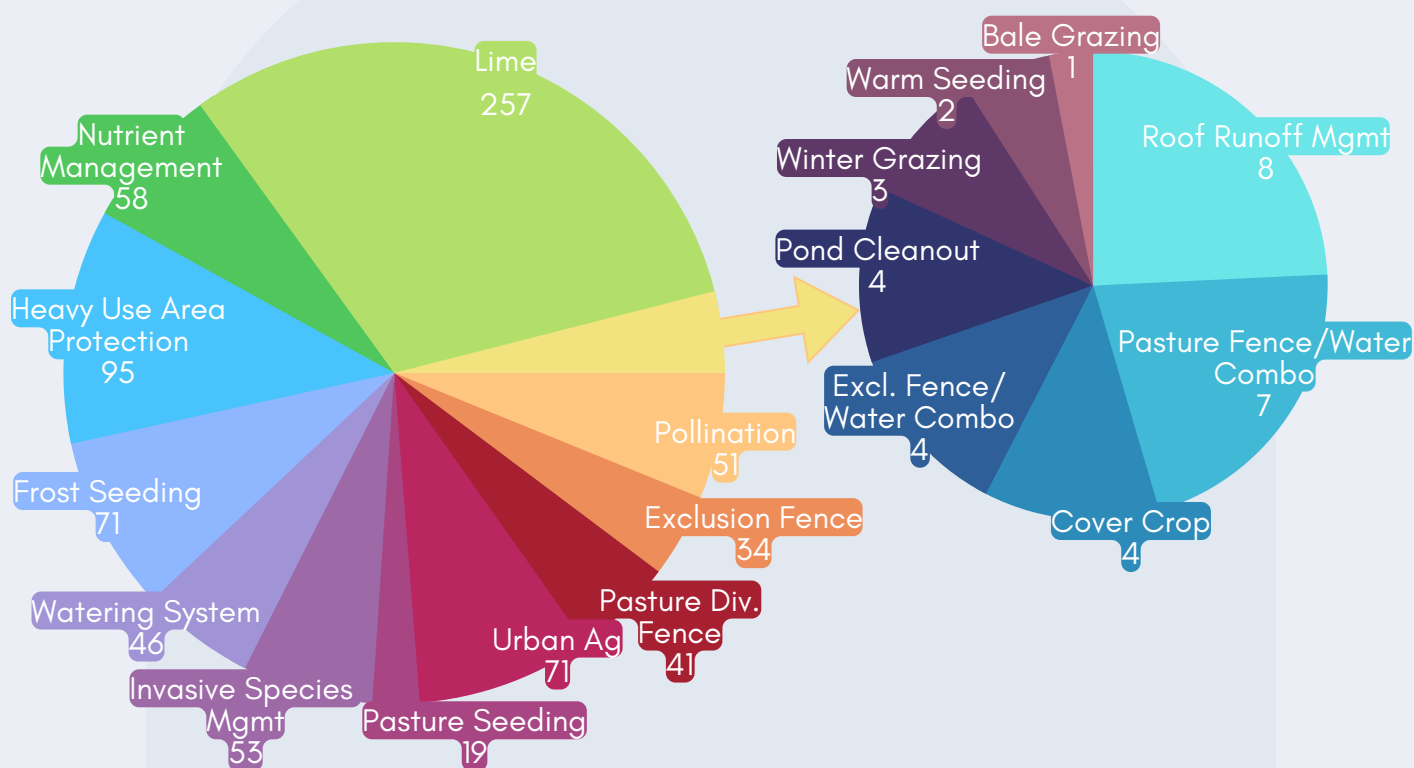
Program Lead
Russell Young (304) 590-1540

AgEP Application Data

Total Cost per District (\$ Spent by Cooperators and District)



Statewide Paid Applications by Practice



AgEP Application Data



\$1,071,428.58
Total payments



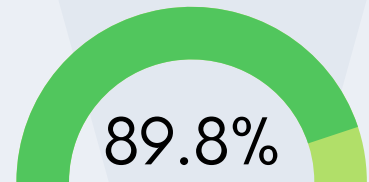
\$2,242,707.18
Total cost



1,328
Applications received
Based on AgEP Database, total includes cancelled, paid and unfunded



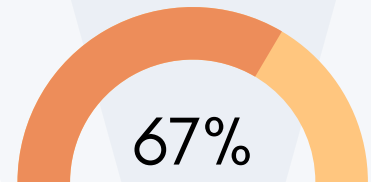
829
Applications paid
Based on AgEP Database, total includes only paid



Applications
Funded



916
Cooperators



Completion
Rate

FY 23 applications numbered 1,328 with 135 of those being unfunded. In some areas cost-share assistance is in great demand and the ranking process can be competitive. Application acceptance is based on ranking score and availability of funds. Between the funding from the AgEP program and the cost-share from cooperators, the West Virginia Conservation Agency – along with local conservation districts – were able to implement over \$2.2 million in conservation land-based BMPs.

Practices Funded

Practice	Paid	# of Apps
Bale Grazing	\$750.00	1
Cover Crop	\$895.00	4
Critical Area Planting	\$0	0
Exclusion Fence	\$74,716.50	34
Exclusion Fence/Watering System Combo	\$21,550.05	4
Frost Seeding	\$37,466.65	71
Heavy Use Area Protection	\$162,832.41	95
Invasive Species Management	\$36,163.52	53
Lime	\$333,103.30	257
Nutrient Management	\$74,750.50	58
Pasture Division Fence	\$82,203.35	41
Pasture Fence/Water System Combo	\$30,328.90	7
Pasture Seeding	\$38,980.50	19
Pollinations	\$19,642.07	51
Pond Cleanout	\$2,502.50	4
Roof Runoff Management	\$14,694.63	8
Urban Ag	\$35,599.06	71
Warm Seeding	\$700.00	2
Watering System	\$103,135.39	46
Winter Grazing	\$1,414.25	3
Totals	\$1,071,428.58	829



West Virginia Conservation Agency
1900 Kanawha Boulevard, East
Charleston, WV 25305-0193



West Virginia
Conservation Agency

Mission: To provide for and promote the protection and conservation of West Virginia's soil, land, water and related resources for the health, safety and general welfare of the state's citizens.